

VOLKSWAGEN

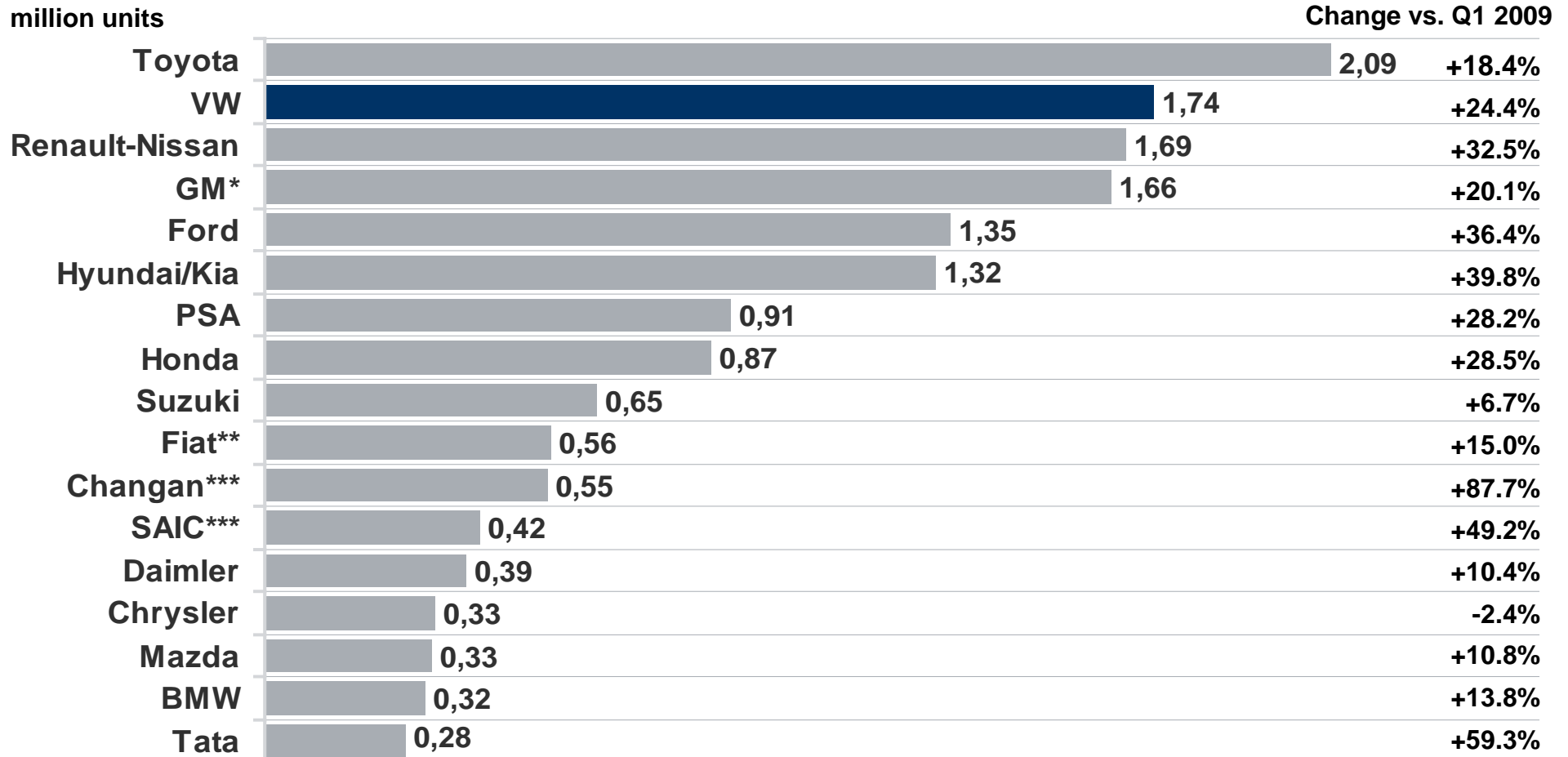
GROUP OF AMERICA



Frank Fischer































**CEO & Chairman
Volkswagen Group of America,
Chattanooga Operations L.L.C.**

World Automotive Industry Sales Ranking by Manufacturer Q1 2010



*) excl. Wuling brand (Q1 2010: 334,000 units, Q1 2009: 231,000 units) ***) excl. foreign joint venture partner brands, SAIC incl. Wuling

Total Industry Development July 2010:

	Year to Date		July 2010	
		<u>YTD Sales</u>		<u>July Sales</u>
SUBARU	 30.2%	149,943	 9.8%	23,983
VOLKSWAGEN	 27.5%	149,892	 16.0%	23,880
NISSAN	 24.5%	465,605	 12.1%	72,573
FORD	 24.1%	1,119,035	 4.8%	165,889
HYUNDAI	 23.4%	308,888	 16.6%	53,106
KIA	 16.3%	205,489	 20.7%	35,419
MAZDA	 14.3%	136,451	 8.9%	20,732
GM	 13.0%	1,276,595	 6.4%	199,602
CHRYSLER	 10.8%	620,532	 5.0%	93,313
HONDA	 7.9%	632,212	 -6.2%	99,420
TOYOTA	 6.3%	889,741	 -3.7%	150,629
MITSUBISHI	 2.6%	32,138	 16.5%	5,648
MINI	 -1.9%	25,279	 -11.2%	4,326
SUZUKI	 -47.9%	13,501	 -44.3%	1,952
TOTAL INDUSTRY	 14.7%	6,663,124	 5.1%	1,049,101

VW share 2010 YTD: 2.2%
2009 YTD: 2.0%

VW share July 2010: 2.3%
July 2009: 2.1%

The Four Pillars of the Project

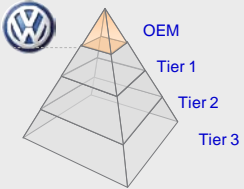
Chattanooga Operations



Product



Plant



Parts



People

Administrative Functions



Product



- ▶ All pre series approval vehicles (VFF) built
- ▶ Testing and validation of these vehicles in progress (Sofa/ KAF Drives)
- ▶ Vehicle build program on schedule
- ▶ Production trial series (PVS) in Body Shop started

April 9th, 2009: First Pillar



VOLKSWAGEN

GROUP OF AMERICA

Aerial Fly-Over

Plant Site, July 2010





Body Shop





Paint Shop






Assembly Shop



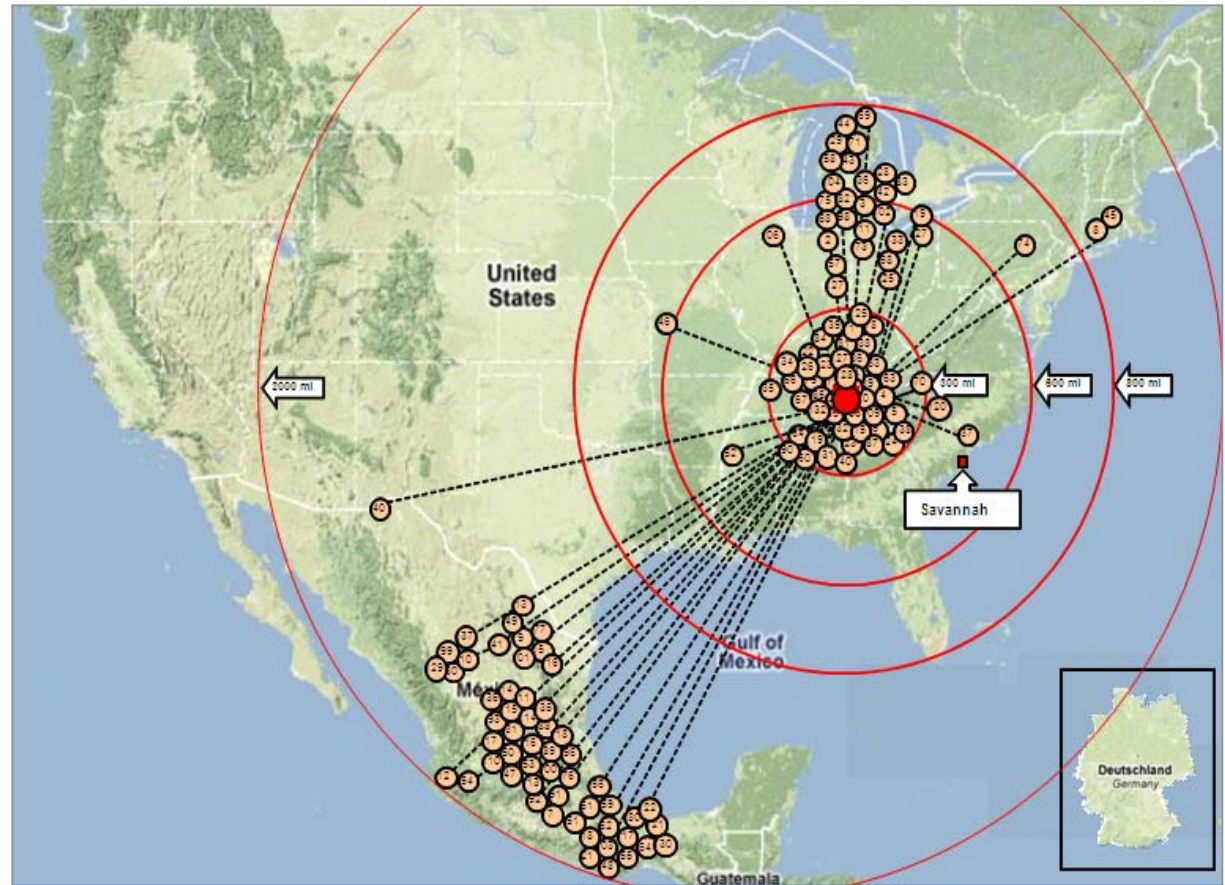


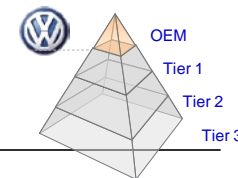
Technical Center



Purchasing Overview

- Production Material Sourcing complete
- More than 85% Production Material sourced in the North American Region
- Maximization of local raw material usage
- Parts Tracking and Supplier Integration as key activities





Supplier Integration Day

- ▶ Successful 3rd SID for CEOs (110 suppliers)
- ▶ Very strong quality message was given
- ▶ Suppliers responded very positively to the NMS



PARTS: Current Construction Supplier Park



M-TEK INC.

MAGNA
EXTERIORS & INTERIORS

faurecia

Emissions Control
Technologies



ThyssenKrupp

CSS Chattanooga
Seating
Systems



WINGARD
QUALITY SUPPLY LLC



People



- ▶ **946 team members hired to-date from over 65,000 applications**
- ▶ **Standardized assessment process for all jobs**
- ▶ **Integrated training program**
- ▶ **Health & Wellness program**

Dr. Winterkorn Visits Chattanooga



Upcoming Events

- ▶ Now Start of Second Trial (PVS)
- ▶ September 15, 2010 Start of Paint Shop Operations
- ▶ September 23, 2010 Dealer Conference
- ▶ October 4, 2010 Visit of Chinese VW Delegation
- ▶ October 6, 2010 IZB in Wolfsburg (International Supplier Fair)
- ▶ October Start of Third Trial (0-Series)

VOLKSWAGEN

GROUP OF AMERICA

IZB | Development

Development



	2001	2003	2004	2006	2008	2010
Exhibitors	128	286	509	609	680	
Visitors (Professionals)	13.500	24.500	38.000	42.000	46.000	
Exhibition Area (m²)	6.000	13.000	22.000	30.000	33.000	
Nations	6	10	17	22	22	
Partner Countries	Japan 	Italy 	Turkey 	China 	India 	USA/Canada

VOLKSWAGEN

GROUP OF AMERICA



**Thanks for
your attention!**